

TURRET EXCAVATOR

Equipment - Specialised Excavator



EQUIPMENT SPECIFICATION



OVERVIEW



Primary Specification

Machine	Samsung SE280LC
Width	3.2m
Height	4.1m (Cab removed)
Weight	38 ton
Capacity	SWL 5 ton
Transport	Road Transportable
Working Depth	2.8m Water
Hydraulics	2 Auxiliary circuits

Description

The excavator has had its working ability increased by fitting an extension into the turret to allow working in water depths of up to 2.8m. The modifications include an additional 10t of counterweight fitted to the track frame for increased stability and alarm systems in the hydraulics to alert the operator to potentially hazardous conditions.

The machine provides a capable platform for undertaking a range of operations in shallow water including intertidal zones where access for conventional civil equipment and marine plant is not feasible.



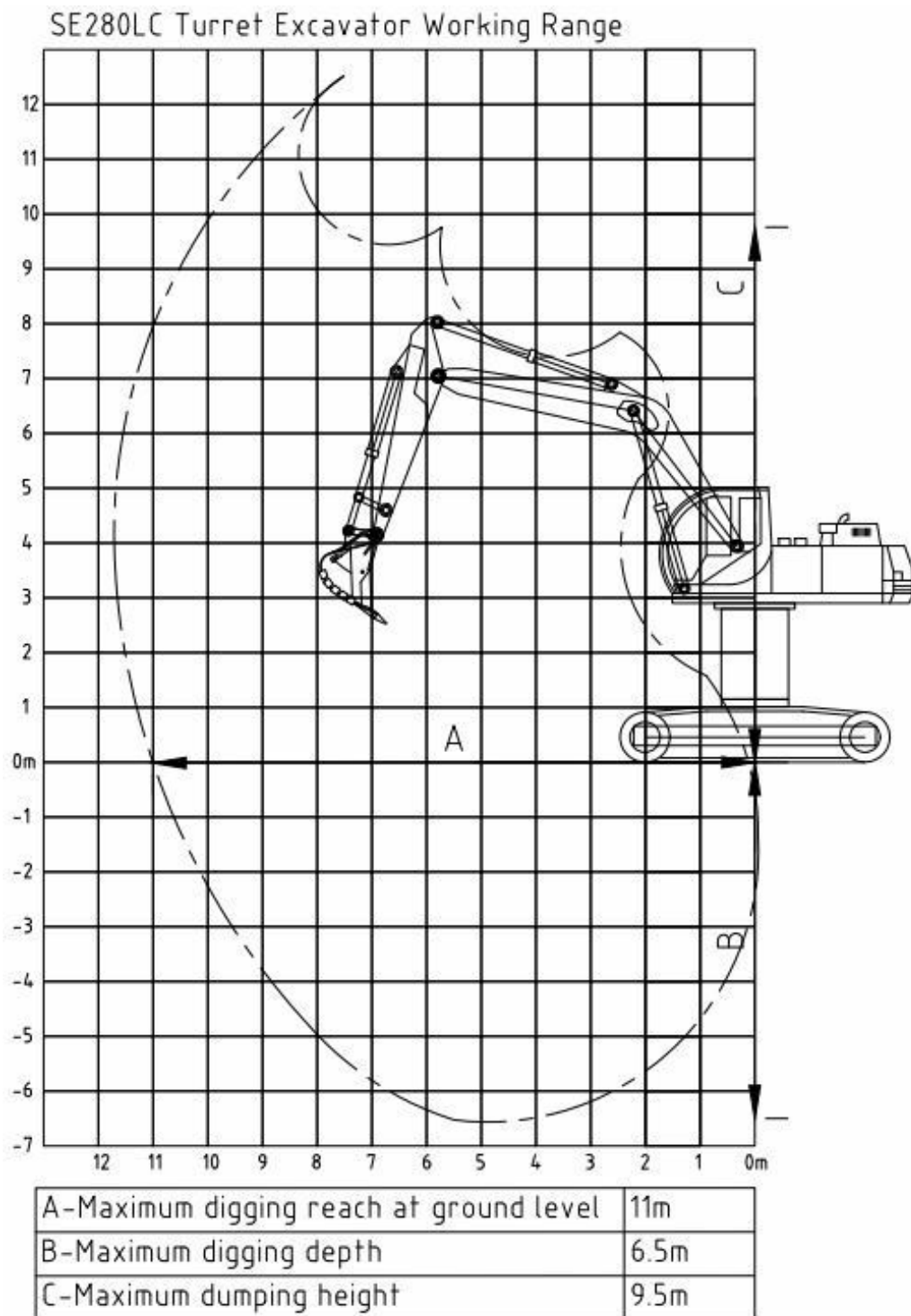
TURRET EXCAVATOR

Equipment - Specialised Excavator



EQUIPMENT SPECIFICATION

WORKING RANGE



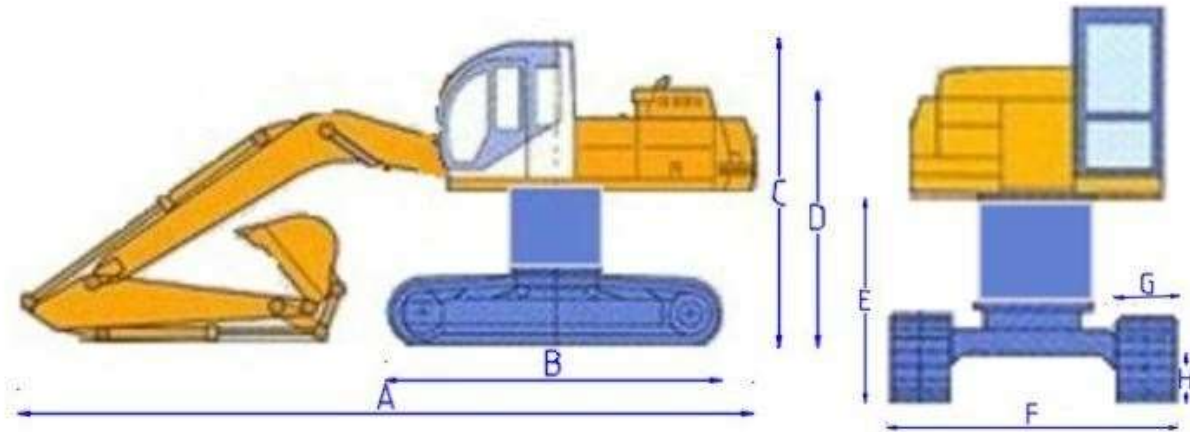
TURRET EXCAVATOR

Equipment - Specialised Excavator



EQUIPMENT SPECIFICATION

TRANSPORT DIMENSIONS



A – Overall Length	10.54m
B – Length on Ground	4.9m
C – Overall Height	4.7m
D – Transport Height (cab removed)	4.1m
E – Belly Plate from Ground	2.8m
F – Overall Width	3.18m
G – Track Width	0.8m
H – Ground Clearance	0.5m
Machine Weight inc Added Counter	38t